



THE MARVELLOUS DOCTORS FOR MAGICAL CREATURES

By the creators of THE PIRATE MUMS

About the book

No magical creature has a problem too big for Ava and her Dads to solve! Unicorns with tummy trouble. Dragons with broken wings. Sneezing centaurs and mermaids with measles. Everyone in town knows just who to see when they are feeling poorly: Ava and her dads, the Marvellous Doctors for Magical Creatures. Well, Ava isn't a doctor, not yet, but she's learning the ropes and she's brilliant at solving medical mysteries. Glitterbug comes to the Marvellous Doctors with a terrible tummy ache, but after examining her, they are mystified as to what's causing it. Can Ava help her dads find the answer?

In this magical story about being true to yourself, Ava discovers there's more than one way to be a unicorn!



June 2022 • Age 2+ • P/b
9780192777836 • £6.99

This pack is full of ideas and activities for you and your class to use alongside *The Marvellous Doctors for Magical Creatures*. Watch Jodie Lancet-Grant, the author, read an excerpt from *The Marvellous Doctors for Magical Creatures* and talk about why she wanted to write this book. Head to www.justlikeus.org/school-diversity-week and sign up for free to see the video and download more LGBT+ inclusive primary resources.

About the author and illustrator

Jodie Lancet-Grant is a Communications Director at Pan Macmillan, a publisher of non-fiction books for adults. She is also the author of *The Pirate Mums*.



Lydia Corry graduated from The Royal College of Art in 2009 and is the illustrator of several picture books, including *Eight Princesses and a Magic Mirror* by Natasha Farrant which was nominated for the CILIP Kate Greenaway Medal 2021.



Just Like Us, the LGBT+ young people's charity, provides free educational resources as part of [School Diversity Week](http://www.justlikeus.org/school-diversity-week), the UK-wide celebration of LGBT+ equality in primary and secondary schools that takes place every June.



Discussion questions

The Marvellous Doctors for Magical Creatures deals with lots of topics which are important to discuss with children. This could be done through read-aloud or circle time, for example:

- 1. Glitterbug feels better when she gets to be herself. Why? Have you ever had a time when you had to hide who you were? How did it make you feel?**
 - a. Encourage children to really think deeply about this, maybe it is about how they looked, but can they go deeper than this? Have they ever had to hide something they love doing? You could even talk about families here, have they ever felt worried because their family was different to other peoples? Glitterbug felt physically unwell because she was hiding who she was - encourage them to think about how not being true to yourself can have an impact on your physical health.
- 2. How was Ava a good friend to Glitterbug?**
 - a. This could be used instead of a full PSHE lesson (see Lesson Ideas below). Ava showed she was a good friend in different ways (helping, celebrating Glitterbug being herself and so on).
- 3. If a friend has a problem, who can you talk to?**
 - a. Think about adults in their lives they can turn to. Remind them that they may be able to help in some ways but sometimes might need a grown up to help them.
- 4. Do we all have to be the same? What would the world be like if we were all the same?**
 - a. This could go in many directions - you could start with how people look, if this is where children begin but make sure you go further than this. What if we all had the same hobbies? The same favourite colours? The same religious beliefs? The same family? Really get them to think about how diversity makes the world more interesting. You may want to talk about how they can celebrate these differences.
- 5. How is Ava's family different to yours? How is it similar?**
 - a. Think about what Jodie said in her video about different families! Talk about how families in your class are different but then focus on what is similar about them. You may want to turn this into a whole PSHE lesson (see below).





Lesson Ideas

There are lots of ways you can use *The Marvellous Doctors for Magical Creatures* to support learning across the curriculum.

PSHE/PSED

This book is an excellent resource for teaching PSHE in Key Stage One and as part of the EYFS PSED strand. *The Marvellous Doctors for Magical Creatures* can support your teaching on these topics:

- **Celebrating difference:** This is a book that celebrates being different and why it is so important not to hide the things that make you, you! Glitterbug is different to the other unicorns and at first this is very hard for her, but when she gets to be herself authentically she is much happier.
 - Activity ideas: Children to design their own unicorn using the outlines in the pack. Then, using the templates provided, design their unicorn's room. You can then create a display or gallery wall showcasing the many different rooms they have created - talk about how different they all are.
- **Different families** - Ava's family is not the kind of family we often see in books because she has two dads. Billy, in *The Pirate Mums* has two mums (did you spot them in the book?) Everybody's family is different but all families are built on love. You could use this book to talk about the diversity of families. A specific focus could be on the different names children may have for LGBT+ parents (Ava calls her parents Daddy and Papa).
 - Activity idea: Talk about the names that children in your class call people in their families - create labeled drawings of their families in the frame provided.
- **Stereotypes:** Glitterbug thought that all unicorns had to look and behave a certain way. Because she didn't want to look or behave like that she felt very upset. This can be a really good opportunity to talk about stereotypes, focusing on gender stereotypes. You could talk about whether there is one 'way' to be a boy or a girl. Do all girls have to like pink? What would life be like if everyone with a particular label (boy, girl, particular religion or background) had to look and be a certain way? How can stereotypes be harmful? How can your class tackle stereotypes?
 - Activity idea: Talk about what the 'stereotypical unicorn' is described as in the book. Children then decorate their unicorns, using the templates provided, in non-stereotypical ways and then write about their interests and personality. Glitterbug can be used as an example for this.
- **Supporting your friends:** Ava is a kind and supportive friend in lots of ways. She is determined to help Glitterbug when she knows something is wrong, she does not give up, she is kind and understanding and she celebrates Glitterbug being herself. Use this as a starting point for talking about the qualities of a good friend. You could begin by thinking about what makes a good friend, making reference to Ava. Think about how the children could be like Ava and help their friends celebrate who they are.
 - Activity idea: Make a compliment jar for your class: everyone in the class writes something that is special about someone else and then share these.



Lesson ideas for across the curriculum

PSHE isn't the only way you can use *The Marvellous Doctors for Magical Creatures* in your class. Here are lots of ideas for how you could use this text in other areas of the curriculum:

EYFS

Literacy

- Write a party invitation for a unicorn party
- Write doctors notes for treating magical creatures (why not make a Marvellous Doctors home corner)

Mathematics

- Count the legs on the unicorns
- Count the candles on the cakes
- Basic addition and subtraction using candles on the cakes or other objects at the party

Understanding the World

- Look at all the magical creatures in Ava's town - how many can you spot? Talk about who you might see where you live and how they might be similar/different from the book
- Build a doctors home corner and talk about what going to the doctor is like for them and how this differs from Ava's dad's surgery
- Learn about storms

Physical development

- Practice fine motor skills by colouring in and cutting out the templates attached
- Host a unicorn party and practice some dance moves

Expressive Arts and Design

- Colour in your own unicorn, make it as exciting to look as possible
- Why not make up your own magical creature?
- Perform parts of the story in role play

Communication and language

- Talk about the book using the discussion questions above
- Talk about what makes them special and ask questions of their peers



Lesson Ideas

KS1

Extraordinary English

- Write a diary entry from the point of view of Ava over both or either day in the story. First, create a storyboard of where she went, next focus on the features of a diary entry and finally write it! You could focus on using conjunctions to explain how Ava is feeling at each point
- Writing a character description of Glitterburg or design your own unicorn and write a character description of them. Focus on the use of noun phrases
- Write a non-chronological report about your unicorn. Learn about the features of a non-chronological report and incorporate them into your writing


Amazing Art and design

- Practice your shading skills by decorating the cake
- Design decorations for the party - maybe you could make bunting, or origami decorations? (If your school is having a Pride celebration during School Diversity Week you could use these decorations!)

Marvellous Maths

- Use the book as a stimulus for all four operations by creating word problems based around the book
- Practice division by splitting food between unicorns at the party or practice your times tables by counting the legs on unicorns
- Learn about fractions by sharing the cake between different numbers of guests, then sharing cupcakes between guests






Activity sheet

Colour in Glitterbug

Colour in this picture of Glitterbug in your favourite colours.





Activity sheet

Ava's Word Search

Some of the words from the story have been hidden in this word search. Help Ava find them by looking for the words in the squares. They might be across, down, up, forwards, or backwards. Can you find them all?

W	R	O	R	D	C	O	O	Y	T	R	A	P	L
A	M	E	R	I	M	K	R	L	I	D	B	U	E
O	T	T	G	L	I	T	T	E	R	B	U	G	M
R	N	O	E	M	U	N	I	C	O	R	N	R	Y
R	T	M	A	R	V	E	L	L	O	U	S	N	M
A	A	R	M	O	S	O	M	R	P	T	A	S	M
T	V	M	O	S	N	U	G	E	R	M	L	R	U
R	T	M	K	R	E	S	T	O	R	M	E	O	T
R	M	U	K	O	N	M	T	O	D	E	N	T	E
A	V	A	T	A	M	E	R	S	T	I	O	C	T
B	P	Y	I	A	N	A	I	I	I	O	U	O	A
N	E	I	N	E	N	D	V	A	R	V	M	D	G
R	A	M	N	I	M	O	S	R	G	S	I	K	A
U	G	G	O	K	M	W	R	C	L	C	A	N	V

PARTY

AVA

PINK

GLITTERBUG

UNICORN

STORM


MEADOW

TUMMY

DOCTORS

MARVELLOUS






Activity sheet


Unicorn Bunting

Make your own unicorn bunting and create a unicorn party at home. You will need:

- Triangle shaped piece of white card for cutting out your bunting flags (use the template below)
- Pencils
- Scissors
- Hole-punch
- String or ribbon

Colour in your bunting with your favourite colours.

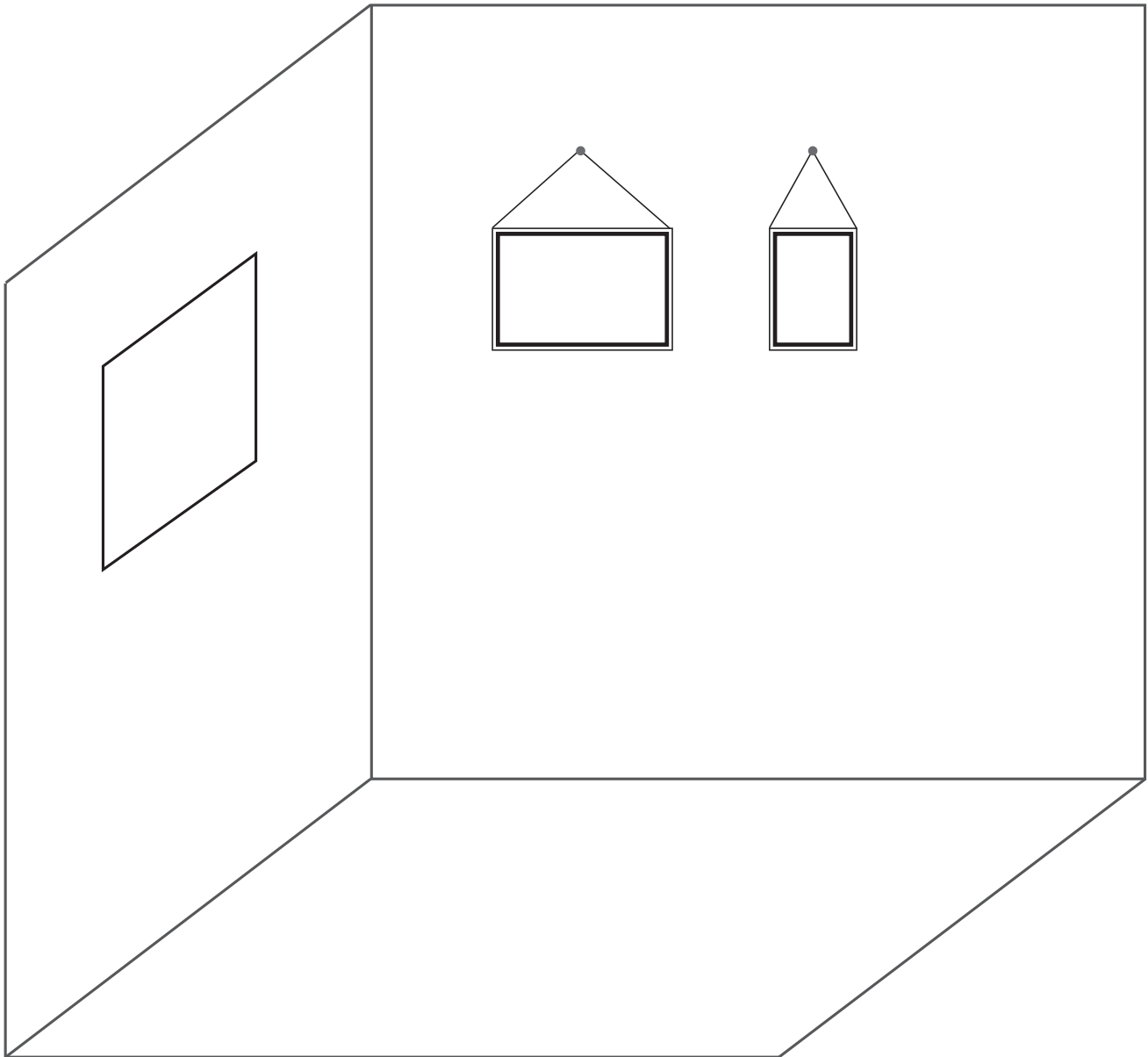





Activity sheet

Design your own room

What colour would you paint your walls? What posters would you hang on your wall? Who would be in your photo frames? What type of rug would you have? What furniture would you like? Let your imagination guide you and design your dream room.





Answers

Ava's Word Search

Did you find them all?

W	R	O	R	D	C	O	O	Y	T	R	A	P	L
A	M	E	R	I	M	K	R	L	I	D	B	U	E
O	T	T	G	L	I	T	T	E	R	B	U	G	M
R	N	O	E	M	U	N	I	C	O	R	N	R	Y
R	T	M	A	R	V	E	L	L	O	U	S	N	M
A	A	R	M	O	S	O	M	R	P	T	A	S	M
T	V	M	O	S	N	U	G	E	R	M	L	R	U
R	T	M	K	R	E	S	T	O	R	M	E	O	T
R	M	U	K	O	N	M	T	O	D	E	N	T	E
A	V	A	T	A	M	E	R	S	T	I	O	C	T
B	P	Y	I	A	N	A	I	I	I	O	U	O	A
N	E	I	N	E	N	D	V	A	R	V	M	D	G
R	A	M	N	I	M	O	S	R	G	S	I	K	A
U	G	G	O	K	M	W	R	C	L	C	A	N	V

PARTY

AVA

PINK

GLITTERBUG

UNICORN

STORM

MEADOW

TUMMY

DOCTORS

MARVELLOUS

